



Shown with  
optional cable  
management  
system

## CoRe+

**Smart level 2 charging station for  
multi-unit residential buildings,  
commercial and industrial applications**

The CoRe+ charging station is specifically designed for private applications such as workplaces, multi-unit residential buildings, fleets, and is also suitable for public spaces

### Benefits

- **PowerSharing technology** (U.S. Pat. No. 9,927,778)  
Greatly reduce installation cost by sharing the remaining incremental capacity of an existing electrical infrastructure
- **PowerLimiting technology** (Patent pending)  
Add multiple charging stations to an existing installation while minimizing the building's peak power demand through:
  - Fixed limit
  - Scheduled limitations
  - Integration to a Building Management System (BMS)
- Rugged and reliable design able to withstand harsh weather

### Smart Charging Solution

- **Enhanced charging station owner experience** - Complete remote management capabilities including software and firmware updates
- **Enhanced user experience** - Deliver real-time updates and notifications to drivers
- **Revenue generation** - Implement payment services to generate revenue
- **Access control** - Configure stations to authorize access using the FLO mobile app or RFID card authentication, or allow unrestricted access to the station

### Key features

- NEMA 4X cast aluminum casing
- Certified to operate in temperatures ranging from -40 °C to 50 °C / -40 °F to 122 °F
- Equipped with a charging cable that remains flexible at low temperature
- Wall-mounted or pedestal configuration
- Modular design to facilitate servicing and maintenance
- Access provided free of charge or according to a usage fee
- LED status indicator
- Optional cable management system ensuring that cables are secure, and do not touch the floor while not in use
- Optional cascading kit enables serial daisy-chain connection of multiple charging stations on pedestals and on the same branch circuit

# Overview

---

The CoRe+ charging station is designed for applications where a large quantity of charging stations are necessary, such as workplaces, multi-unit residential buildings (condos and apartments), or commercial fleets. The CoRe+ can be equipped with a cable management system keeping the cables safe and suspended.

## Future-proof energy management features

### PowerSharing

- Allows the addition of charging ports (keeping up with the fast-paced increase demand for EVSE) for limited electrical infrastructure.
- Requires minimal modification to an existing electrical installation. Our technology can power up to 4 times more vehicles than standard installations would allow.

### PowerLimiting

- Minimize the incremental power demand on the building's infrastructure (which can significantly increase with uncontrolled EVSEs).
- Limits the power drawn from the grid for an entire site based on a schedule or by communicating directly with a BMS.

## Physical features

- Rugged charging station able to withstand extreme weather and corrosion
- Thick and sturdy cast aluminum casing
- Universal SAE J1772 connector
- Flexible 25-foot cable that remains malleable even during winter's coldest temperatures

# Applications

---



## Multi-unit residential buildings

For managers of multi-unit residential buildings (condos or rented apartments) looking to attract customers, while generating additional revenue through an on-site EV charging service that will adapt easily and in a cost-effective manner, proportionate to the EVSE demand growth.



## Workplace

For companies looking to offer an EV charging service to their employees, and looking for a solution that can evolve at the same rate as the demand for the service while maintaining reasonable installation and operation costs.



## Fleet

For fleet managers who wish to grow their EV fleets without expanding their electrical infrastructure while maintaining the operational costs at an affordable level.

# Available configurations

CoRe+

CoRe+ with cable management system

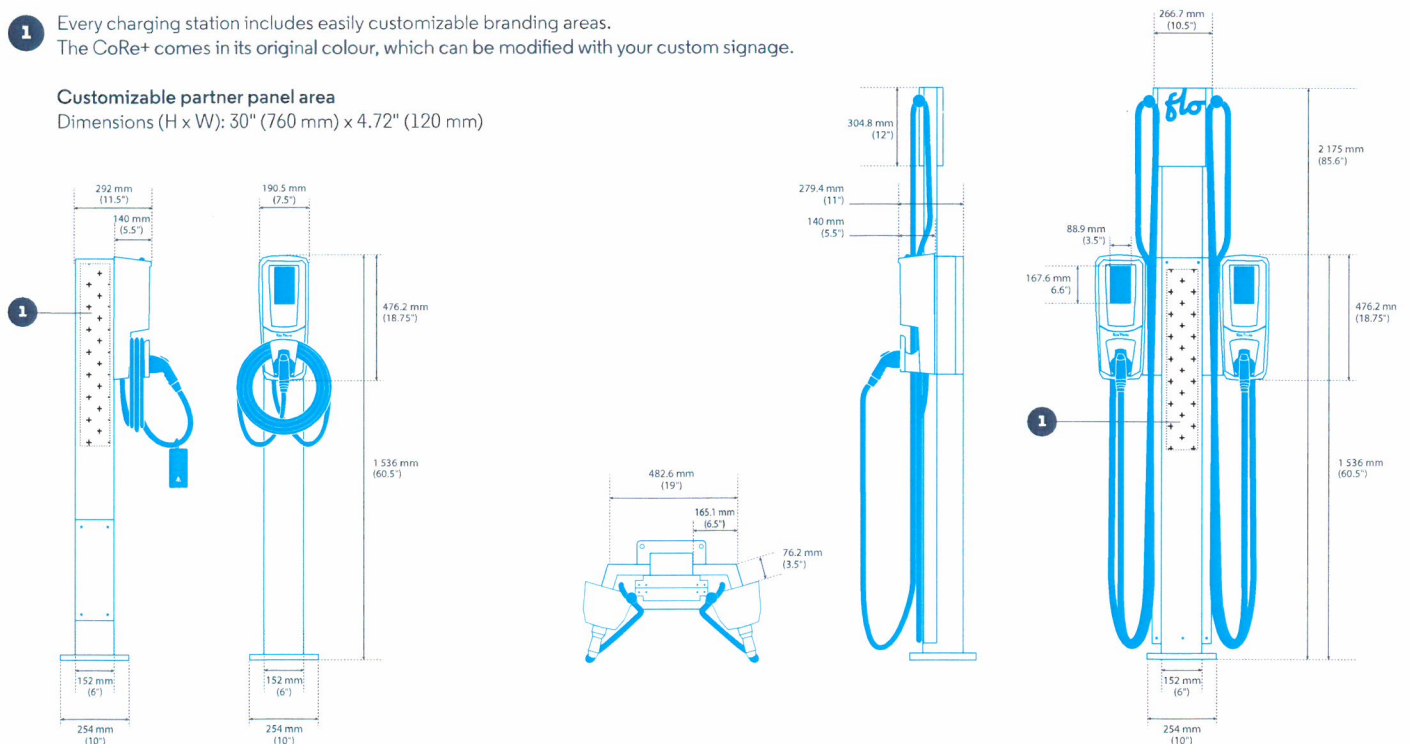


# Dimensions and customization

- 1 Every charging station includes easily customizable branding areas. The CoRe+ comes in its original colour, which can be modified with your custom signage.

## Customizable partner panel area

Dimensions (H x W): 30" (760 mm) x 4.72" (120 mm)





# Technical specifications

<b>Aluminum casing</b>	NEMA 4X
<b>Charging connector</b>	SAE J1772
<b>Cable</b>	7.62 m / 25' Ultra Flex
<b>Electrical load</b>	<b>Standard:</b> 30 A @ 208 VAC or 240 VAC for each charging station <b>PowerSharing:</b> 32 A @ 208 VAC or 240 VAC per set of 4 charging stations
<b>Charging power</b>	1.2 kW to 7.2 kW (maximum configurable by software)
<b>Output current</b>	6 A to 30 A (maximum configurable by software)
<b>Integrated GFCI</b>	20 mA, auto reset (3 attempts at 15-minute intervals)
<b>Frequency</b>	60 Hz
<b>Operating and storage temperature</b>	-40 °C to 50 °C / -40 °F to 122 °F
<b>Weight</b>	<b>Charging station:</b> 9.5 kg / 21 lb <b>Pedestal:</b> 14.5 kg / 32 lb
<b>Humidity</b>	Up to 95% (non-condensing)
<b>Card reader</b>	ISO 14443 A/B, ISO 15693, NFC
<b>Communication interface</b>	ZigBee - IEEE 802.15.4 meshed network
<b>Networking</b>	Cellular – 3G (gateway is installed separately for optimal performances)
<b>Certifications</b>	CSA certified for Canada and United States Complies with UL 2594, UL 2231-1, UL 2231-2
<b>EMC compliance</b>	USA - FCC 47 CFR 15, class A CAN - ICES-3 (A) / NMB-3 (A)



Learn more  
[info@flo.ca](mailto:info@flo.ca)  
 1 855 543-8356  
[flo.ca/products](http://flo.ca/products)



Designed and manufactured  
 by AddEnergie

# SmartTWO

flo

flo

## SmartTWO

**Smart level 2 charging station for public and commercial applications**

The SmartTWO charging station is designed for public locations subject to harsh weather and vandalism.

### Benefits


- Unique locking mechanism to protect the connector (U.S. Pat. No. 9,421,878B2); door unlocks on authentication
- Rugged and reliable design able to withstand harsh weather

### Smart Charging Solution

- **Enhanced charging station owner experience** – Complete remote management capabilities including software and firmware updates
- **Enhanced user experience** – Deliver real-time updates and notifications to drivers
- **Revenue generation** – Implement payment services to generate revenue
- **Access control** – Configure stations to authorize access using the FLO mobile app or RFID card authentication

### Key features

- NEMA 3R aluminum casing
- Certified to operate in temperatures ranging from -40 °C to 50 °C / -40 °F to 122 °F
- Equipped with a charging cable that remains flexible at low temperatures
- Wall-mounted, pedestal or pole-mounted configuration
- Modular design to facilitate the installation of additional units and maintenance
- Access provided free of charge or according to a usage fee
- LED status indicator



## Overview

---

The SmartTWO charging stations are designed for outdoor / indoor vandal-prone public areas, or any place where robustness, durability and access control systems are critical. The SmartTWO is a user-friendly connected charging station that allows comprehensive and easy access to data via centralized information management software and can also generate revenue through usage fees.

### Patented locking mechanism for maximum protection

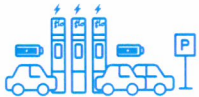
The SmartTWO comes with a patented door locking mechanism. This means the mechanism unlocks only when a user authenticates, otherwise the door will remain closed. The connector will remain safe from vandals and will not be damaged from bad weather.

### Physical features

- Rugged charging station able to withstand extreme weather and corrosion
- Thick and sturdy casing
- Universal SAE J1772 connector
- Flexible 25-foot cable that remains malleable even during winter's coldest temperatures

## Applications

---



### Commercial parking lots

- For business owners wanting to provide their customers with charging stations
- For businesses wanting to offer first class customer experience and become a destination of choice.



### Workplace

For employers that want to provide their employees with a monitored charging service in a vandal-prone area



## Available configurations



Wall-mounted

Double wall-mounted

Single pedestal

Double pedestal

Quadruple pedestal

Single pole-mounted

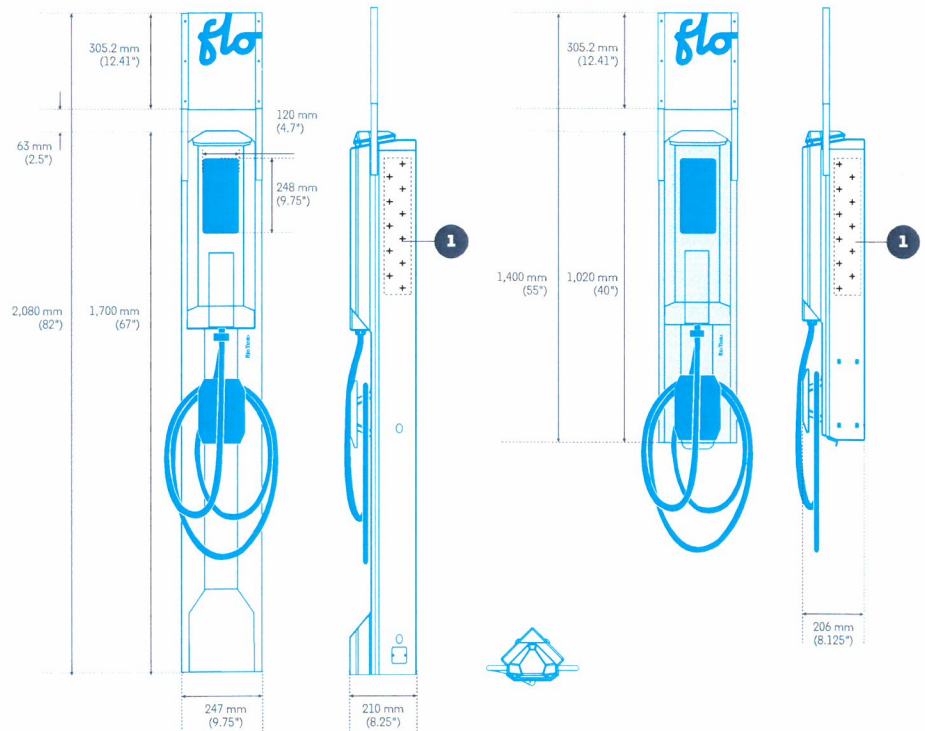
Double pole-mounted

## Dimensions and customization

1

Every charging station includes easily customizable branding areas. The SmartTWO comes in its original colour, which can be modified with your custom signage.

**Customizable partner panel area:**  
Dimensions (H x W):  
500 mm (19.7") x 152.4 mm (6")



# Technical specifications

Aluminum casing	NEMA 3R
Charging connector	SAE J1772
Cable	7.62 m / 25' Ultra Flex
Electrical load	30 A @ 208 VAC or 240 VAC
Charging power	1.2 kW to 7.2 kW (Maximum configurable by software)
Output current	6 A to 30 A (Maximum configurable by software)
Integrated GFCI	20 mA, auto reset (3 attempts at 15-minute intervals)
Frequency	60 Hz
Operating and storage temperature	-40 °C to 50 °C / -40 °F to 122 °F
Weight	<b>Wall-mounted configuration:</b> 20 kg / 45 lb <b>Pedestal configuration:</b> 30 kg / 67 lb <b>Pole-mounted configuration:</b> 27 kg / 59 lb
Humidity	Up to 95% (non-condensing)
Card reader	ISO 14443 A/B, ISO 15693, NFC
Communication interface	ZigBee - IEEE 802.15.4 meshed network
Networking	Cellular – 3G (gateway is installed separately for optimal performances)
Certifications	CSA certified for Canada and United States Complies with UL 2594, UL 2231-1, UL 2231-2
EMC Compliance	USA - FCC 47 CFR 15, class A CAN - ICES-3 (A) / NMB-3 (A)



Learn more  
[info@flo.ca](mailto:info@flo.ca)  
 1 855 543-8356  
[flo.ca/products](http://flo.ca/products)



Designed and manufactured  
 by AddÉnergie