

**STAFF REPORT**

TO: Oceanside Services Committee **MEETING:** May 16, 2019

FROM: Dean Banman
Manager, Recreation Services

Subject: District 69 Arena Services Fees and Charges Bylaw No. 1704, 2019 Amendment
District 69 Aquatic Services Fees and Charges Bylaw No. 1705, 2019 Amendment

RECOMMENDATIONS

1. That the "District 69 Arena Services Fees and Charges Amendment Bylaw No. 1704.02, 2019" be introduced and read three times.
2. That the "District 69 Arena Services Fees and Charges Amendment Bylaw No. 1704.02, 2019" be adopted.
3. That the "District 69 Aquatic Services Fees and Charges Amendment Bylaw No. 1705.02, 2019" be introduced and read three times.
4. That the "District 69 Aquatic Services Fees and Charges Amendment Bylaw No. 1705.02, 2019" be adopted.

SUMMARY

The fees and charges schedules for the Arena and Aquatic Services bylaws expire on August 31, 2019.

A name change from "District 69" to "Oceanside" is being proposed to both bylaws. If approved and once consolidated any reference to "District 69" will be removed and replaced with "Oceanside". Changes are also being proposed to the fees to be charged for pool and arena admissions and rental rates.

A variety of factors have been considered in determining the proposed fees: financial impact on facility users, anticipated financial savings in annual operating expenses from completion of scheduled capital improvements, projected operational costs and revenue targets in the Five Year Financial Plan. In addition, a review was conducted of mid - Vancouver Island fees and charges from other local governments that provide similar public recreation services.

The bylaw updates are:

- 1) An increase of 2% for the period September 1, 2019 to August 31, 2020 for all categories except for;
 - a. No increase September 1, 2019 to August 31, 2020 - Minor Prime Dry Floor, Winter Minor Prime and Winter Adult Prime ice times;

- b. No increase September 1, 2019 to August 31, 2020 - Minor and Adult Aquatic per hour lane rental rates
- 2) An annual increase of 2% for the periods September 1, 2020 to August 31, 2021 and September 1, 2021 to August 31, 2022 for all rate categories.
- 3) A name change by deleting "District 69" and replacing it with "Oceanside" throughout both bylaws.

BACKGROUND

Over the years the Regional District of Nanaimo (RDN) has made efforts to keep fees and charges comparable with other mid-island communities. This review has been done by directly collecting relevant information from these communities as well as participating in an extensive annual fees and charges review that is completed by the Recreation Facilities Association of British Columbia.

ADMISSION FEES - SWIM AND SKATE SESSIONS

Table 1 compares both the current mid-island averages for admission fees as of January 2019. Comparison between community arenas within the mid-island is appropriate as most facilities have equivalent amenities, hours of availability and are similar in size. Aquatic facilities are somewhat more challenging as the spectrum of facility amenities, size and hours of availability vary.

Table 1 identifies that current RDN arena and aquatic facility admissions are higher than the mid-island average but below City of Nanaimo.

Table 1- 2019 Mid - Vancouver Island Arena and Aquatic Facility Admission Rates

All figures include GST	Child (4-12)	Student (13-18)	Adult (19-59)	Senior (60-79)	Family
RDN Admissions: current	\$3.35	\$4.47	\$6.39	\$5.00	\$12.98
Mid Island Average: current	\$3.14	\$4.18	\$6.02	\$4.76	\$12.59
RDN Admissions: proposed 2019 - 2020 2% increase	\$3.42	\$4.56	\$6.52	\$5.10	\$13.24
City of Nanaimo: current	\$3.75	\$5.25	\$7.00	\$5.30	\$13.05

Free Admissions to Tots (0-3 yrs.) and Golden (80 + yrs.)

In 2010 free admission to children three (3) and under and adults eighty (80) and older was established. The rationale at the time which continues today was to assist both groups to adapt to changing lifestyles. By eliminating the admission fees new financial challenges and changing lifestyle conditions such as isolation would aid new parents and older adults to establish or to continue patterns for healthy active lifestyles.

Special Rate Admissions

Special Rate admissions of \$2.00 for children and youth, and \$4.00 for the adult and senior rate categories are designed to meet the needs of patrons with limited or fixed incomes and to utilize facilities during non-peak times or times in a facilities schedule where there are “holes”. Times that are shorter than a typical public session or not appealing to rental groups.

If established admission rates are still not affordable then alternatives exist for deeper discounts through the Active Living Membership Card, the Grade Five Active Living Card, the Grade Six Active Pass and the RDN's Financial Assistance Program.

FACILITY RENTAL FEES AND CHARGES – OCEANSIDE PLACE

Factors affecting the rate applied to rentals are; time of year, time of day, main age group of participants utilizing the facility, frequency of use and whether use is for profit or non-profit purposes.

Table 2 provides a comparison between the most common arena facility rates with mid-island averages.

Table 2 - 2019 Mid - Vancouver Island Facility Rental Rates – Arena

COMMUNITY	MINOR GROUPS			ADULT GROUPS		
Arena - Ice and Dry Floor Rental Rates Per Hour (March 2019)	PRIMETIME	NON-PRIME	DRY FLOOR	PRIME TIME	NON-PRIME	DRY FLOOR
	2018/19	2018/19	2018/19	2018/19	2018/19	2018/19
	GST INCLUDED					
Campbell River - Strathcona Gardens	74.35	63.54	48.67	160.87	122.48	48.67
Comox Valley Sports Centre (SC) Arenas	88.35	73.80	59.10*	170.94	126.84	59.10
Cowichan Arena	96.00*	69.50	47.00	160.75	115.50	63.75
Cowichan Lake Recreation - CLSA	85.69	43.29*	43.29	157.16	120.11	54.43
Fuller Lake	78.04	67.72	43.34	153.05	135.44	58.05
Gold River	60.32*	60.32	44.68	115.82	115.82	45.57*
Mill Bay	91.75	73.75	42.25*	165.75	136.50	57.25
Nanaimo	87.20	87.20*	49.34	174.41	141.13	81.46*
Port Hardy	69.75	69.75	45.30	114.40*	85.20*	59.60
Regional District of Nanaimo (current)	95.49	84.24	57.60	182.36*	146.88*	79.21
Adjusted Average*	82.16	68.34	45.95	157.34	126.73	57.26
Regional District of Nanaimo 2% Increase proposed (except for Winter Minor Prime, Winter Adult Prime Ice Times and Minor Prime Dry Floor. No increases for these categories until 2020/2021).	97.40	85.92	58.75	186.01	149.82	80.79
* numbers identified with an * are either highest or lowest in group and not included in calculating the average						

FACILITY RENTAL FEES AND CHARGES – RAVENSONG AQUATIC CENTRE

Table 3 provides a comparison between mid - island aquatic facility rates. As noted earlier, comparisons between aquatic facilities is challenging as pool amenities (slides, water features, steam rooms, saunas), tank size and hours of availability vary.

Table 3 - 2019 Mid - Vancouver Island Facility Rental Rates – Aquatic

COMMUNITY	MINOR GROUPS	ADULT GROUPS	MINOR GROUPS	ADULT GROUPS
Aquatic - March 2019	Lane Rental Rates Per Hour	Lane Rental Rates Per Hour	Full Pool Rental Rates Per Hour	Full Pool Rental Rates Per Hour
	2018/19	2018/19	2018/19	2018/19
GST INCLUDED				
Campbell River - Strathcona Gardens	10.50*	24.41*	161.70	161.70
Comox Valley Sports Centre (SC)	14.05	22.40	84.40	134.60
Comox Valley Aquatic Centre (AC)	14.05	22.40	112.50	179.45
Cowichan Aquatic Centre	14.96	19.95	116.34	155.12
Ladysmith	13.26	13.26*	121.04	121.04
Gold River	21.37*	21.37	129.89	129.89
Nanaimo Aquatic Centre	10.86	21.72	845.73*	845.73*
Nanaimo Beban Park	10.86	21.72	417.85	417.85
Port Hardy	19.15	19.15	81.95*	81.95*
Regional District of Nanaimo (current)	15.45	22.73	143.56	143.56
Adjusted Average*	14.08	21.43	160.91	180.40
<i>Regional District of Nanaimo (2% increase proposed except for Minor Group Lane Rental and Adult Group Lane Rental. No increases for these categories until 2020/2021).</i>	15.76	23.18	146.43	146.43
* numbers identified with an * are either highest or lowest in group and not included in calculating the average				

Additional Services - At Cost

User groups at both facilities are charged “at cost” for additional services and supplies that may be required for their event. A few examples of at cost charges are removal and reinstall of arena glass, arena floor, and electrical connection/disconnection charges are a few examples of at cost charges.

A complete breakdown of proposed fees and charges for all classifications can be found in Attachment 1 and 2.

ALTERNATIVES

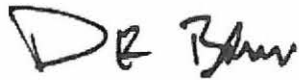
1. To introduce and read a first time, second time and read a third time and adopt the amended District 69 Arena Services Fees and Charges Bylaw No. 1704.02, 2019 and to introduce and read a first time, second time and read a third time and adopt the amended District 69 Aquatic Services Fees and Charges Bylaw No. 1705.02, 2019 thereby establishing the fee schedules for these bylaws for the years September 1, 2019 to August 31, 2022.
2. Not introduce or approve the bylaws as presented and provide staff with alternate direction.

FINANCIAL IMPLICATIONS

The current Five Year Financial Plan for both Oceanside Place and Ravensong Aquatic Centre have projected annual increases to facility fees and charges at 3%. The recommendations should not cause a material change to either the Plan or the budget targets, both can be met with the public usage of the two facilities increasing.

STRATEGIC PLAN IMPLICATIONS

Focus On Service And Organizational Excellence - As We Invest In Regional Services We Look At Both Costs And Benefits - The RDN Will Be Effective And Efficient



Dean Banman
dbanman@rdn.bc.ca
May 13, 2019

Reviewed by:

- J. Hill, Manager of Administrative Services
- J. Bradburne, Director of Finance
- T. Osborne, General Manager, Recreation and Parks
- P. Carlyle, Chief Administrative Officer

Attachments

1. District 69 Arena Services Fees and Charges Bylaw No. 1704.02, 2019
2. District 69 Aquatic Services Fees and Charges Bylaw No. 1705.02, 2019
3. District 69 Arena Services Fees and Charges Bylaw No. 1704.01, 2016
4. District 69 Aquatic Services Fees and Charges Bylaw No. 1705.01, 2016

REGIONAL DISTRICT OF NANAIMO

BYLAW NO. 1704.02

**A BYLAW TO AMEND THE FEES AND CHARGES FOR
DISTRICT 69 ARENA SERVICES**

WHEREAS the Regional District of Nanaimo established arena services user fees and charges pursuant to Bylaw No. 1704 cited as "District 69 Arena Services Fees and Charges Bylaw No. 1704, 2014";

AND WHEREAS the Board of the Regional District of Nanaimo wishes to revise the fees and charges to be effective September 1, 2019;

NOW THEREFORE the Board of the Regional District of Nanaimo, in open meeting assembled, enacts as follows:

1. Citation

This bylaw may be cited for all purposes as "District 69 Arena Services Fees and Charges Amendment Bylaw No. 1704.02, 2019".

2. Amendment

"District 69 Arena Services Fees and Charges Bylaw No. 1704, 2014" is amended as follows:

- (a) By deleting Schedule 'A' and replacing it with Schedule 'A' attached to and forming part of this bylaw.
- (b) By deleting "District 69" and replacing it with "Oceanside" throughout the bylaw.

3. Effective Date

The effective date of this bylaw is September 1, 2019.

Introduced and read three times this xx day of xx, 2019.

Adopted this xx day of xx, 2019.

CHAIR

CORPORATE OFFICER

Schedule 'A' to accompany "District 69
Arena Services Fees and Charges
Amendment Bylaw No. 1704.02, 2019".

Chair

Corporate Officer

SCHEDULE 'A'

FEES & CHARGES SCHEDULE - OCEANSIDE PLACE ARENA 2019-2022						
OCEANSIDE PLACE						
ADMISSIONS						
Category	2019/20	2019/20	2020/21	2020/21	2021/22	2021/22
	Base Rate	Total inc. 5% GST	Base Rate	Total inc. 5% GST	Base Rate	Total inc. 5% GST
Tot (0-3)	Free	Free	Free	Free	Free	Free
Child (4-12)	3.25	3.41	3.32	3.49	3.39	3.56
Student (13-18 or Valid Student Card)	4.35	4.57	4.44	4.66	4.53	4.76
Adult (19-59)	6.21	6.52	6.33	6.65	6.46	6.78
Senior (60-79)	4.86	5.10	4.96	5.21	5.06	5.31
Golden (80+)	Free	Free	Free	Free	Free	Free
Family	12.61	13.24	12.86	13.50	13.12	13.78
Reduced Rate (Child/Student)	1.90	2.00	1.90	2.00	1.90	2.00
Reduced Rate (Adult/Senior)	3.81	4.00	3.81	4.00	3.81	4.00
<i>Oceanside Place Additional Admission categories:</i>						
Family w/ Skate Rental	16.89	17.73	17.23	18.09	17.57	18.45
Child / Student Skate Rental	1.56	1.64	1.59	1.67	1.62	1.70
Adult / Senior Skate Rental	3.09	3.24	3.15	3.31	3.21	3.37
Skate Sharpening (price incl. PST)	5.71	6.40	5.82	6.52	5.94	6.65
Membership Card Replacement Fee	5.98	6.28	6.10	6.41	6.22	6.53

Schedule 'A' Bylaw No.1704.02 2019 Oceanside Arena Services Fees and Charges

ACTIVE LIVING CARDS						
Category	2019/20	2019/20	2020/21	2020/21	2021/22	2021/22
	Base Rate	Total inc. 5% GST	Base Rate	Total inc. 5% GST	Base Rate	Total inc. 5% GST
3 Month - Regular admission x twice wkly x 13 wks						
Child (4-12)	84.50	88.73	86.32	90.64	88.14	92.55
Student (13-18 or Valid Student Card)	113.10	118.76	115.44	121.21	117.78	123.67
Adult (19-59)	161.46	169.53	164.58	172.81	167.96	176.36
Senior (60-79)	126.36	132.68	128.96	135.41	131.56	138.14
Family	327.86	344.25	334.36	351.08	341.12	358.18
6 Month - Three month fee x 1.8						
Child (4-12)	152.10	159.71	155.38	163.15	158.65	166.58
Student (13-18 or Valid Student Card)	203.58	213.76	207.79	218.18	212.00	222.60
Adult (19-59)	290.63	305.16	296.24	311.05	302.33	317.45
Senior (60-79)	227.45	238.82	232.13	243.74	236.81	248.65
Family	590.15	619.66	601.85	631.94	614.02	644.72
12 Month - Six month fee x 1.5						
Child (4-12)	228.15	239.56	233.07	244.72	237.98	249.88
Student (13-18 or Valid Student Card)	305.37	320.64	311.69	327.27	318.00	333.90
Adult (19-59)	435.95	457.75	444.36	466.58	453.50	476.18
Senior (60-79)	341.18	358.24	348.20	365.61	355.22	372.98
Family	885.23	929.49	902.78	947.92	921.03	967.08
10X Active Passes Regular admission X 9						
Child (4-12)	29.25	30.71	29.88	31.37	30.51	32.04
Student (13-18 or Valid Student Card)	39.15	41.11	39.96	41.96	40.77	42.81
Adult (19-59)	55.89	58.68	56.97	59.82	58.14	61.05
Senior (60-79)	43.74	45.93	44.64	46.87	45.54	47.82
Family	113.49	119.16	115.74	121.53	118.08	123.98
Child (4-12) w/skate rentals - Two passes sold 10X plus skate rental						
Student (13-18) w/skate rentals - Two passes sold 10X plus skate rental						
Adult (19-59) w/skate rentals - Two passes sold 10X plus skate rental						
Senior (60-79) w/skate rentals - Two passes sold 10X plus skate rental						
Family w/skate rentals	152.01	159.61	155.07	162.82	158.13	166.04
Child/Student skate rentals	14.04	14.74	14.31	15.03	14.58	15.31
Adult/Senior skate rentals	27.81	29.20	28.35	29.77	28.89	30.33
Skate Sharpening (price incl. PST)	51.39	57.56	52.38	58.67	53.46	59.88

Schedule 'A' Bylaw No.1704.02 2019 Oceanside Arena Services Fees and Charges

OCEANSIDE PLACE RENTALS						
Category	2019/20	2019/20	2020/21	2020/21	2021/22	2021/22
Note: Commercial Events Daily Rate = hourly rate x 10 or 15% of gross revenue. Portable floor cost = staff cost for install, cleaning and removal. Non Profit events will be charged applicable hourly rate as defined by demographic of group and time of day.						
	Base Rate	Total inc. 5% GST	Base Rate	Total inc. 5% GST	Base Rate	Total inc. 5% GST
Tournament Rates						
Minor Tournament	80.29	84.30	81.90	86.00	83.54	87.72
Adult Tournament	134.58	141.31	137.27	144.13	140.01	147.01
Senior Tournament	131.08	137.63	133.70	140.39	136.37	143.19
Commercial Events Prime - No Maximum	185.28	194.54	188.99	198.44	192.77	202.41
Commercial Events Non Prime - No Maximum	157.86	165.75	161.02	169.07	164.24	172.45
Winter Rates (September 1 - March 31)						
Minor Prime 2019/20 0% increase	90.94	95.49	92.76	97.40	94.62	99.35
Minor Non Prime	81.83	85.92	83.47	87.64	85.14	89.40
Adult Prime - 2019/20 0% increase	173.68	182.36	177.15	186.01	180.69	189.72
Adult Non Prime	142.69	149.82	145.54	152.82	148.45	155.87
Senior Prime	169.53	178.01	172.92	181.57	176.38	185.20
Senior Non Prime	132.35	138.97	135.00	141.75	137.70	144.59
Hockey / Skating Schools	174.61	183.34	178.10	187.01	181.66	190.74
Commercial Events Prime - Maximum of 10 hrs	276.48	290.30	282.01	296.11	287.65	302.03
Commercial Events Non Prime - Maximum of 10 hrs	218.25	229.16	222.62	233.75	227.07	238.42
Set Up / Tear Down	81.83	85.92	83.47	87.64	85.14	89.40
Shoulder Season Rates (April 1 - August 31)						
Minor Prime	79.62	83.60	81.21	85.27	82.83	86.97
Minor Non Prime	68.22	71.63	69.58	73.06	70.97	74.52
Adult Prime	146.99	154.34	149.93	157.43	152.93	160.58
Adult Non Prime	120.11	126.12	122.51	128.64	124.96	131.21
Senior Prime	142.70	149.84	145.55	152.83	148.46	155.88
Senior Non Prime	115.67	121.45	117.98	123.88	120.34	126.36
Hockey / Skating Schools	127.20	133.56	129.74	136.23	132.33	138.95
Commercial Events Prime - Maximum of 10 hrs	252.21	264.82	257.25	270.11	262.40	275.52
Commercial Events Non Prime - Maximum of 10 hrs	144.11	151.32	146.99	154.34	149.93	157.43
Set Up / Tear Down	68.22	71.63	69.58	73.06	70.97	74.52

Schedule 'A' Bylaw No.1704.02 2019 Oceanside Arena Services Fees and Charges

OCEANSIDE PLACE RENTALS						
Category	2019/20	2019/20	2020/21	2020/21	2021/22	2021/22
	Base Rate	Total inc. 5% GST	Base Rate	Total inc. 5% GST	Base Rate	Total inc. 5% GST
Dry Floor						
Minor prime 2019/20 0% increase	54.86	57.60	55.96	58.76	57.08	59.93
Minor Non Prime	48.97	51.42	49.95	52.45	50.95	53.50
Adult Prime	76.95	80.80	78.49	82.41	80.06	84.06
Adult Non Prime	62.95	66.10	64.21	67.42	65.49	68.76
Senior Prime	76.95	80.80	78.49	82.41	80.06	84.06
Senior Non Prime	57.64	60.52	58.79	61.73	59.97	62.97
Hockey / Skating Schools	86.46	90.78	88.19	92.60	89.95	94.45
Commercial Events Prime - Maximum of 10 hours	252.21	264.82	257.25	270.11	262.40	275.52
Commercial Events Non Prime - Maximum of 10 hours	144.11	151.32	146.99	154.34	149.93	157.43
Set Up / Tear Down	50.44	52.96	51.45	54.02	52.48	55.10
Other Amenities						
The Pond (Leisure Ice)						
Ice In Prime	54.77	57.51	55.87	58.66	56.99	59.84
Ice In Non Prime	46.95	49.30	47.89	50.28	48.85	51.29
Ice In in conjunction with full sheet	23.46	24.63	23.93	25.13	24.41	25.63
Ice Out Prime	39.11	41.07	39.89	41.88	40.69	42.72
Ice Out Non Prime	31.28	32.84	31.91	33.51	32.55	34.18
Ice Out In Conjunction with full sheet	23.46	24.63	23.93	25.13	24.41	25.63
Multipurpose Room						
Full Room	43.24	45.40	44.10	46.31	44.98	47.23
Half Room	21.62	22.70	22.05	23.15	22.49	23.61
Commercial Full Room	50.44	52.96	51.45	54.02	52.48	55.10
Commercial Half Room	28.82	30.26	29.40	30.87	29.99	31.49
Full Room w/ Ice/Floor Rental	28.82	30.26	29.40	30.87	29.99	31.49
Half Room w/ Ice/Floor Rental	14.41	15.13	14.70	15.44	14.99	15.74
Day Rate (Full Room)	254.32	267.04	259.41	272.38	264.60	277.83
Day Rate (Half Room)	127.14	133.50	129.68	136.16	132.27	138.88
Meeting Room						
Meeting Room	6.87	7.21	7.01	7.36	7.15	7.51
Meeting Room w/ Ice / Floor rental	6.87	7.21	7.01	7.36	7.15	7.51

Schedule 'A' Bylaw No.1704.02 2019 Oceanside Arena Services Fees and Charges

OCEANSIDE PLACE RENTALS						
Category	2019/20	2019/20	2020/21	2020/21	2021/22	2021/22
	Base Rate	Total inc. 5% GST	Base Rate	Total inc. 5% GST	Base Rate	Total inc. 5% GST
Facility Rental Packages						
Winter Wonderland Ice Rentals						
Under 50 people - 1 hour	198.23	208.14	202.19	212.30	206.23	216.54
50 -100 people - 1 hour	256.99	269.84	262.13	275.24	267.37	280.74
100-200 people - 1 hour	315.74	331.53	322.05	338.15	328.49	344.91
Under 50 people - 1.5 hours	244.17	256.38	249.05	261.50	254.03	266.73
50 -100 people - 1.5 hours	302.93	318.08	308.99	324.44	315.17	330.93
100-200 people - 1.5 hours	361.67	379.75	368.90	387.35	376.28	395.09
Under 50 people - 2 hours	313.94	329.64	320.22	336.23	326.62	342.95
50 -100 people - 2 hours	372.69	391.32	380.14	399.15	387.74	407.13
100-200 people - 2 hours	431.44	453.01	440.07	462.07	448.87	471.31
Private Ice Rentals - The Pond						
Up to 30 people - 1 hour	102.39	107.51	104.44	109.66	106.53	111.86
Up to 30 people - 1.5 hours	129.75	136.24	132.35	138.97	135.00	141.75
Up to 30 people - 2 hours	180.97	190.02	184.59	193.82	188.28	197.69
Private Ice Rentals - HMA / VKA - Winter						
Under 75 people - 1 hour	139.47	146.44	142.26	149.37	145.11	152.37
Under 75 people - 1.5 hours	185.43	194.70	189.14	198.60	192.92	202.57
Under 75 people - 2 hours	255.16	267.92	260.26	273.27	265.47	278.74
75-200 people - 1 hour	187.08	196.43	190.82	200.36	194.64	204.37
75-200 people - 1.5 hours	233.01	244.66	237.67	249.55	242.42	254.54
75-200 people - 2 hours	326.59	342.92	333.12	349.78	339.78	356.77
Private Ice Rentals - HMA / VKA - Shoulder						
Under 75 people - 1 hour	127.22	133.58	129.76	136.25	132.36	138.98
Under 75 people - 1.5 hours	167.05	175.40	170.39	178.91	173.80	182.49
Under 75 people - 2 hours	230.68	242.21	235.29	247.05	240.00	252.00
75-200 people - 1 hour	174.83	183.57	178.33	187.25	181.90	191.00
75-200 people - 1.5 hours	214.63	225.36	218.92	229.87	223.30	234.47
75-200 people - 2 hours	302.09	317.19	308.13	323.54	314.29	330.00

REGIONAL DISTRICT OF NANAIMO

BYLAW NO. 1705.02

**A BYLAW TO AMEND THE FEES AND CHARGES FOR
DISTRICT 69 AQUATIC SERVICES**

WHEREAS the Regional District of Nanaimo established aquatic services user fees and charges pursuant to Bylaw No. 1705 cited as "District 69 Aquatic Services Fees and Charges Bylaw No. 1705, 2014";

AND WHEREAS the Board of the Regional District of Nanaimo wishes to revise the fees and charges to be effective September 1, 2019;

NOW THEREFORE the Board of the Regional District of Nanaimo, in open meeting assembled, enacts as follows:

1. Citation

This bylaw may be cited for all purposes as "District 69 Aquatic Services Fees and Charges Amendment Bylaw No. 1705.02, 2019".

2. Amendment

"District 69 Aquatic Services Fees and Charges Bylaw No. 1705, 2014" is amended as follows:

- (a) By deleting Schedule 'A' and replacing it with Schedule 'A' attached to and forming part of this bylaw.
- (b) By deleting "District 69" and replacing it with "Oceanside" throughout the bylaw.

3. Effective Date

The effective date of this bylaw is September 1, 2019.

Introduced and read three times this xx day of xx, 2019.

Adopted this xx day of xx, 2019.

CHAIR

CORPORATE OFFICER

Schedule 'A' to accompany "District 69
Aquatic Services Fees and Charges
Amendment Bylaw No. 1705.02, 2019".

Chair

Corporate Officer

SCHEDULE 'A'

FEES & CHARGES SCHEDULE - RAVENSONG AQUATIC CENTRE 2019-2022						
RAVENSONG AQUATIC CENTRE						
ADMISSIONS						
Category	2019/20	2019/20	2020/21	2020/21	2021/22	2021/22
	Base Rate	Total inc. 5% GST	Base Rate	Total inc. 5% GST	Base Rate	Total inc. 5% GST
Tot (0-3)	Free	Free	Free	Free	Free	Free
Child (4-12)	3.25	3.41	3.32	3.49	3.39	3.56
Student (13-18 or Valid Student Card)	4.35	4.57	4.44	4.66	4.53	4.76
Adult (19-59)	6.21	6.52	6.33	6.65	6.46	6.78
Senior (60-79)	4.86	5.10	4.96	5.21	5.06	5.31
Golden (80+)	Free	Free	Free	Free	Free	Free
Family	12.61	13.24	12.86	13.50	13.12	13.78
Reduced Rate (Child/Student)	1.90	2.00	1.90	2.00	1.90	2.00
Reduced Rate (Adult/Senior)	3.81	4.00	3.81	4.00	3.81	4.00
Membership Card Replacement Fee	5.98	6.28	6.10	6.41	6.22	6.53

Schedule 'A' Bylaw No. 1705.02 2019 Oceanside Aquatic Services Fees and Charges

ACTIVE LIVING CARDS						
Category	2019/20	2019/20	2020/21	2020/21	2021/22	2021/22
	Base Rate	Total inc. 5% GST	Base Rate	Total inc. 5% GST	Base Rate	Total inc. 5% GST
3 Month - Regular admission x twice wkly x 13 wks						
Child (4-12)	84.50	88.73	86.32	90.64	88.14	92.55
Student (13-18 or Valid Student Card)	113.10	118.76	115.44	121.21	117.78	123.67
Adult (19-59)	161.46	169.53	164.58	172.81	167.96	176.36
Senior (60-79)	126.36	132.68	128.96	135.41	131.56	138.14
Family	327.86	344.25	334.36	351.08	341.12	358.18
6 Month - Three month fee x 1.8						
Child (4-12)	152.10	159.71	155.38	163.15	158.65	166.58
Student (13-18 or Valid Student Card)	203.58	213.76	207.79	218.18	212.00	222.60
Adult (19-59)	290.63	305.16	296.24	311.05	302.33	317.45
Senior (60-79)	227.45	238.82	232.13	243.74	236.81	248.65
Family	590.15	619.66	601.85	631.94	614.02	644.72
12 Month - Six month fee x 1.5						
Child (4-12)	228.15	239.56	233.07	244.72	237.98	249.88
Student (13-18 or Valid Student Card)	305.37	320.64	311.69	327.27	318.00	333.90
Adult (19-59)	435.95	457.75	444.36	466.58	453.50	476.18
Senior (60-79)	341.18	358.24	348.20	365.61	355.22	372.98
Family	885.23	929.49	902.78	947.92	921.03	967.08
10X Active Passes Regular admission X 9						
Child (4-12)	29.25	30.71	29.88	31.37	30.51	32.04
Student (13-18 or Valid Student Card)	39.15	41.11	39.96	41.96	40.77	42.81
Adult (19-59)	55.89	58.68	56.97	59.82	58.14	61.05
Senior (60-79)	43.74	45.93	44.64	46.87	45.54	47.82
Family	113.49	119.16	115.74	121.53	118.08	123.98

Schedule 'A' Bylaw No. 1705.02 2019 Oceanside Aquatic Services Fees and Charges

RAVENSONG AQUATIC CENTRE RENTALS						
Category	2019/20	2019/20	2020/21	2020/21	2021/22	2021/22
	Base Rate	Total inc. 5% GST	Base Rate	Total inc. 5% GST	Base Rate	Total inc. 5% GST
Minor Community Groups (0-18 yrs)						
Main Pool	92.80	97.44	94.66	99.39	96.55	101.38
Whirl-Leisure Pool	46.43	48.75	47.36	49.73	48.31	50.73
Per Lane 2019/20 0% increase	14.71	15.45	15.00	15.75	15.30	16.07
Pool All	139.26	146.22	142.05	149.15	144.89	152.13
Special Olympics Swim Club - From 2012 on, use Minor or Adult rate depending on average age of swimmers.						
Main Pool						
Whirl-Leisure Pool						
Per Lane						
Pool All						
Adult Community Groups						
Main Pool	138.37	145.29	141.14	148.20	143.96	151.16
Whirl-Leisure Pool	69.17	72.63	70.55	74.08	71.96	75.56
Per Lane 2019/20 0% increase	21.65	22.73	22.08	23.18	22.52	23.65
Pool All	207.56	217.94	211.71	222.30	215.94	226.74
Commercial						
Main Pool	231.31	242.88	235.94	247.74	240.66	252.69
Whirl-Leisure Pool	115.67	121.45	117.98	123.88	120.34	126.36
Per Lane 2013/14 0% increase	36.71	38.55	37.44	39.31	38.19	40.10
Pool All	371.27	389.83	378.70	397.64	386.27	405.58
Guards						
Additional Guard per 1 hour session	43.82	46.01	44.70	46.94	45.59	47.87
Private Swim Instruction						
Individual						
Up to 4 lessons @ 30 minutes each	29.42	30.89	30.01	31.51	30.61	32.14
5 or more Lessons @ 30 minutes each	26.86	28.20	27.40	28.77	27.95	29.35
Group (up to max. 4 people)						
Up to 4 lessons @ 30 minutes each - 2 person charge	42.65	44.78	43.50	45.68	44.37	46.59
additional person charge	14.89	15.63	15.19	15.95	15.49	16.26
Physiotherapy Rates per client (same % increase as admissions)						
Private Plan (BC MSP or direct payment)	9.60	10.08	9.79	10.28	9.99	10.49
Group Plan (ICBC, WCB, RCMP, etc.)	12.26	12.87	12.51	13.14	12.76	13.40

REGIONAL DISTRICT OF NANAIMO

BYLAW NO. 1704.01

A BYLAW TO AMEND THE FEES AND CHARGES FOR
DISTRICT 69 ARENA SERVICES

WHEREAS the Regional District of Nanaimo established arena services user fees and charges pursuant to Bylaw No. 1704 cited as "District 69 Arena Services Fees and Charges Bylaw No. 1704, 2014";

AND WHEREAS the Board of the Regional District of Nanaimo wishes to revise the fees and charges to be effective September 1, 2016;

NOW THEREFORE the Board of the Regional District of Nanaimo, in open meeting assembled, enacts as follows:

1. Citation

This bylaw may be cited for all purposes as "District 69 Arena Services Fees and Charges Amendment Bylaw No. 1704.01, 2016".

2. Amendment

"District 69 Arena Services Fees and Charges Bylaw No. 1704, 2014" is amended as follows:

By deleting Schedule 'A' and replacing it with Schedule 'A' attached to and forming part of this bylaw.

3. Effective Date

The effective date of this bylaw is September 1, 2016.

Introduced and read three times this 28th day of June, 2016.

Adopted this 28th day of June, 2016.




CHAIRPERSON

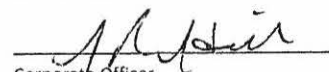


CORPORATE OFFICER

Schedule 'A' to accompany "District 69
Arena Services Fees and Charges
Amendment Bylaw No. 1704.01, 2016".



Chairperson



Corporate Officer

SCHEDULE 'A'

District 69 Arena Services Fees and Charges Bylaw No. 1704 Schedule A						
OCEANSIDE PLACE						
ADMISSIONS						
Category	2016/17	2016/17	2017/18	2017/18	2018/19	2018/19
	Base Rate	inc. 5% GST	Base Rate	inc. 5% GST	Base Rate	inc. 5% GST
Tot (0-3)	Free	Free	Free	Free	Free	Free
Child (4-12)	3.01	3.16	3.10	3.26	3.19	3.35
Student (13-18 or Valid Student Card)	4.02	4.22	4.14	4.35	4.26	4.48
Adult (19-59)	5.74	6.03	5.91	6.21	6.09	6.39
Senior (60-79)	4.49	4.71	4.62	4.86	4.76	5.00
Golden (80+)	Free	Free	Free	Free	Free	Free
Family	11.65	12.23	12.00	12.60	12.36	12.98
Reduced Rate (Child/Student)	1.90	2.00	1.90	2.00	1.90	2.00
Reduced Rate (Adult/Senior)	3.81	4.00	3.81	4.00	3.81	4.00
Oceanside Place Additional Admission categories:						
Family w/ Skate Rental	15.61	16.39	16.06	16.88	16.56	17.39
Child / Student Skate Rental	1.44	1.51	1.48	1.56	1.53	1.60
Adult / Senior Skate Rental	2.86	3.00	2.95	3.09	3.03	3.19
Skate Sharpening (price incl. PST)	5.28	5.91	5.44	6.09	5.60	6.27
Membership Card Replacement Fee	5.52	5.80	5.69	5.97	5.86	6.15
ACTIVE LIVING CARDS						
Category	2016/17	2016/17	2017/18	2017/18	2018/19	2018/19
	Base Rate	inc. 5% GST	Base Rate	inc. 5% GST	Base Rate	inc. 5% GST
3 Month - Regular admission x twice w/ky x 13 wks						
Child (4-12)	78.33	82.25	80.60	84.63	82.94	87.09
Student (13-18 or Valid Student Card)	104.54	109.77	107.64	113.02	110.76	116.30
Adult (19-59)	149.23	156.69	153.66	161.34	158.34	166.26
Senior (60-79)	116.68	122.51	120.12	126.13	123.76	129.95
Family	302.87	318.01	312.00	327.60	321.36	337.43
6 Month - Three month fee x 1.8						
Child (4-12)	141.01	148.06	145.08	152.33	149.29	156.75
Student (13-18 or Valid Student Card)	188.17	197.58	193.75	203.44	199.37	209.34
Adult (19-59)	268.61	282.04	276.59	290.42	285.01	299.26
Senior (60-79)	210.02	220.52	216.22	227.03	222.77	233.91
Family	545.16	572.42	561.60	589.68	578.45	607.37
12 Month - Six month fee x 1.5						
Child (4-12)	211.50	222.08	217.62	228.50	223.94	235.14
Student (13-18 or Valid Student Card)	282.26	296.37	290.63	305.16	299.06	314.01
Adult (19-59)	402.91	423.06	414.89	435.63	427.52	448.90
Senior (60-79)	315.03	330.78	324.33	340.55	334.16	350.87
Family	817.73	858.62	842.40	884.52	867.68	911.06
10X Active Passes Regular admission (x 9 +10) x10 for base rate.						
Child (4-12)	27.10	28.46	27.90	29.30	28.71	30.15
Student (13-18 or Valid Student Card)	36.20	38.01	37.26	39.12	38.34	40.26
Adult (19-59)	51.70	54.29	53.19	55.85	54.81	57.55
Senior (60-79)	40.40	42.42	41.58	43.66	42.84	44.98
Family	104.80	110.04	108.00	113.40	111.24	116.80
Child (4-12) w/skate rentals	40.10	42.11	41.22	43.28	42.48	44.60
Student (13-18) w/skate rentals	49.10	51.56	50.58	53.11	52.11	54.72
Adult (19-59) w/skate rentals	77.40	81.27	79.74	83.73	82.08	86.18
Senior (60-79) w/skate rentals	66.20	69.51	68.13	71.54	70.11	73.62
Family w/skate rentals	140.50	147.53	144.72	151.96	149.04	156.49
Child/Student skate rentals	13.00	13.65	13.32	13.99	13.77	14.46
Adult/Senior skate rentals	25.70	26.99	26.55	27.88	27.27	28.63
Skate Sharpening (price incl. PST)	47.50	53.20	48.96	54.84	50.40	56.45
OCEANSIDE PLACE RENTALS						
Category	2015/16	2015/16	2017/18	2017/18	2018/19	2018/19
	Base Rate	inc. 5% GST	Base Rate	inc. 5% GST	Base Rate	inc. 5% GST
Tournament Rates						
Minor Tournament	74.20	77.91	76.43	80.25	78.72	82.65
Adult Tournament	124.37	130.59	128.10	134.51	131.94	138.54
Senior Tournament	121.13	127.19	124.76	131.00	128.51	134.93
Commercial Events Prime - No Maximum	171.22	179.78	176.36	185.17	181.65	190.73
Commercial Events Non Prime - No Maximum	145.88	153.17	150.26	157.77	154.76	162.50
Winter Rates (September 1 - March 31)						
Minor Prime	85.72	90.01	88.29	92.71	90.94	95.49
Minor Non Prime	75.62	79.40	77.89	81.78	80.23	84.24
Adult Prime	163.71	171.90	168.62	177.05	173.68	182.36
Adult Non Prime	131.86	138.45	135.82	142.61	139.89	146.88
Senior Prime	156.67	164.50	161.37	169.44	166.21	174.52
Senior Non Prime	122.30	128.42	125.97	132.27	129.75	136.24
Hockey / Skating Schools	161.36	169.43	166.20	174.51	171.19	179.75
Commercial Events Prime - Maximum of 10 hrs	255.50	268.28	263.17	276.32	271.06	284.61
Commercial Events Non Prime - Maximum of 10 hrs	201.69	211.77	207.74	218.13	213.97	224.67
Set Up / Tear Down	75.62	79.40	77.69	81.78	80.23	84.24
Shoulder Season Rates (April 1 - August 31)						
Minor Prime	73.58	77.26	75.79	79.58	78.06	81.96
Minor Non Prime	63.04	66.19	64.93	68.18	66.88	70.22
Adult Prime	135.84	142.63	139.92	146.91	144.11	151.32
Adult Non Prime	110.99	116.54	114.32	120.04	117.75	123.64
Senior Prime	131.87	138.46	135.83	142.62	139.90	146.90
Senior Non Prime	106.89	112.23	110.10	115.60	113.40	119.07
Hockey / Skating Schools	117.55	123.43	121.08	127.13	124.71	130.94
Commercial Events Prime - Maximum of 10 hrs	233.07	244.72	240.06	252.07	247.26	259.63
Commercial Events Non Prime - Maximum of 10 hrs	133.17	139.83	137.17	144.02	141.28	148.34
Set Up / Tear Down	63.04	66.19	64.93	68.18	66.88	70.22

District 69 Arena Services Fees and Charges Bylaw No. 1704 Schedule A						
OCEANSIDE PLACE RENTALS						
Category	2015/16	2015/16	2017/18	2017/18	2018/19	2018/19
	Base Rate	Inc. 5% GST	Base Rate	Inc. 5% GST	Base Rate	Inc. 5% GST
Dry Floor						
Minor Prime	51.71	54.30	53.26	55.92	54.86	57.60
Minor Non Prime	45.25	47.51	46.61	48.94	48.01	50.41
Adult Prime	71.11	74.67	73.24	76.91	75.44	79.21
Adult Non Prime	58.18	61.09	59.93	62.92	61.72	64.81
Senior Prime	71.11	74.67	73.24	76.91	75.44	79.21
Senior Non Prime	53.27	55.93	54.87	57.61	56.51	59.34
Hockey / Skating Schools	79.89	83.88	82.29	86.40	84.76	88.99
Commercial Events Prime - Maximum of 10 hours	233.07	244.72	240.06	252.07	247.26	259.63
Commercial Events Non Prime - Maximum of 10 hours	133.17	139.83	137.17	144.02	141.28	148.34
Set Up / Tear Down	46.61	48.94	48.01	50.41	49.45	51.92
Other Amenities						
The Pond (Leisure Ice)						
Ice In Prime	50.62	53.15	52.14	54.75	53.70	56.39
Ice In Non Prime	43.39	45.56	44.69	46.93	46.03	48.33
Ice In in conjunction with full sheet	21.68	22.76	22.33	23.45	23.00	24.15
Ice Out Prime	36.14	37.95	37.22	39.09	38.34	40.26
Ice Out Non Prime	28.91	30.36	29.78	31.27	30.67	32.20
Ice Out In Conjunction with full sheet	21.68	22.76	22.33	23.45	23.00	24.15
Multipurpose Room						
Full Room	39.96	41.96	41.16	43.22	42.39	44.51
Half Room	19.98	20.98	20.58	21.61	21.20	22.26
Commercial Full Room	46.61	48.94	48.01	50.41	49.45	51.92
Commercial Half Room	26.63	27.96	27.43	28.80	28.25	29.66
Full Room w/ Ice/Floor Rental	26.63	27.96	27.43	28.80	28.25	29.66
Half Room w/ Ice/Floor Rental	13.32	13.99	13.72	14.41	14.13	14.84
Day Rate (Full Room)	235.02	246.77	242.07	254.17	249.33	261.80
Day Rate (Half Room)	117.49	123.36	121.01	127.07	124.65	130.88
Meeting Room						
Meeting Room	6.35	6.67	6.54	6.87	6.74	7.07
Meeting Room w/ Ice / Floor rental	6.35	6.67	6.54	6.87	6.74	7.07
OCEANSIDE PLACE RENTALS						
Category	2015/16	2015/16	2017/18	2017/18	2018/19	2018/19
	Base Rate	inc. 5% GST	Base Rate	inc. 5% GST	Base Rate	inc. 5% GST
Facility Rental Packages						
Winter Wonderland Ice Rentals						
Under 50 people - 1 hour	183.18	192.34	188.68	198.11	194.34	204.05
50 -100 people - 1 hour	237.49	249.36	244.61	256.85	251.95	264.55
100-200 people - 1 hour	291.78	306.37	300.53	315.56	309.55	325.03
Under 50 people - 1.5 hours	225.64	236.92	232.41	244.03	239.38	251.35
50 -100 people - 1.5 hours	279.94	293.94	288.34	302.76	296.99	311.84
100-200 people - 1.5 hours	334.23	350.94	344.26	361.47	354.58	372.31
Under 50 people - 2 hours	290.11	304.62	298.81	313.75	307.78	323.17
50 -100 people - 2 hours	344.41	361.63	354.74	372.48	365.38	383.65
100-200 people - 2 hours	398.70	418.64	410.66	431.19	422.98	444.13
Private Ice Rentals - The Pond						
Up to 30 people - 1 hour	94.62	99.35	97.46	102.33	100.38	105.40
Up to 30 people - 1.5 hours	119.91	125.91	123.51	129.68	127.21	133.57
Up to 30 people - 2 hours	167.24	175.60	172.26	180.87	177.42	186.30
Private Ice Rentals - HMA / VKA - Winter						
Under 75 people - 1 hour	128.89	135.33	132.76	139.39	136.74	143.58
Under 75 people - 1.5 hours	171.35	179.92	176.49	185.32	181.79	190.87
Under 75 people - 2 hours	235.80	247.59	242.87	255.02	250.16	262.67
75-200 people - 1 hour	172.88	181.52	178.07	186.97	183.41	192.58
75-200 people - 1.5 hours	215.33	226.10	221.79	232.88	228.44	239.87
75-200 people - 2 hours	301.81	316.90	310.86	326.41	320.19	336.20
Private Ice Rentals - HMA / VKA - Shoulder						
Under 75 people - 1 hour	117.57	123.45	121.10	127.15	124.73	130.97
Under 75 people - 1.5 hours	154.37	162.09	159.00	166.95	163.77	171.96
Under 75 people - 2 hours	213.18	223.84	219.58	230.55	226.16	237.47
75-200 people - 1 hour	161.56	169.64	166.41	174.73	171.40	179.97
75-200 people - 1.5 hours	198.34	208.26	204.29	214.50	210.42	220.94
75-200 people - 2 hours	279.17	293.13	287.55	301.92	296.17	310.98

REGIONAL DISTRICT OF NANAIMO

BYLAW NO. 1705.01

A BYLAW TO AMEND THE FEES AND CHARGES FOR
DISTRICT 69 AQUATIC SERVICES

WHEREAS the Regional District of Nanaimo established aquatic services user fees and charges pursuant to Bylaw No. 1705 cited as "District 69 Aquatic Services Fees and Charges Bylaw No. 1705, 2014";

AND WHEREAS the Board of the Regional District of Nanaimo wishes to revise the fees and charges to be effective September 1, 2016;

NOW THEREFORE the Board of the Regional District of Nanaimo, in open meeting assembled, enacts as follows:

1. **Citation**

This bylaw may be cited for all purposes as "District 69 Aquatic Services Fees and Charges Amendment Bylaw No. 1705.01, 2016".

2. **Amendment**

"District 69 Aquatic Services Fees and Charges Bylaw No. 1705, 2014" is amended as follows:

By deleting Schedule 'A' and replacing it with Schedule 'A' attached to and forming part of this bylaw.

3. **Effective Date**


The effective date of this bylaw is September 1, 2016.

Introduced and read three times this 28th day of June, 2016.

Adopted this 28th day of June, 2016.



CHAIRPERSON

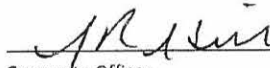


CORPORATE OFFICER

Schedule 'A' to accompany "District 69
Aquatic Services Fees and Charges
Amendment Bylaw No. 1705.01, 2016".



Chairperson



Corporate Officer

SCHEDULE 'A'

District 69 Aquatic Services Fees and Charges Bylaw No. 1705 Schedule A
RAVENSONG AQUATIC CENTRE RENTALS
ADMISSIONS

Category	2016/17 Base Rate	2016/17 Total inc. 5% GST	2017/18 Base Rate	2017/18 inc. 5% GST	2018/19 Base Rate	2018/19 inc. 5% GST
Tot (0-3)	Free	Free	Free	Free	Free	Free
Child (4-12)	3.01	3.16	3.10	3.26	3.19	3.35
Student (13-18 or Valid Student Card)	4.02	4.22	4.14	4.35	4.26	4.48
Adult (19-59)	5.74	6.03	5.91	6.21	6.09	6.39
Senior (60-79)	4.49	4.71	4.62	4.86	4.76	5.00
Golden (80+)	Free	Free	Free	Free	Free	Free
Family	11.65	12.23	12.00	12.60	12.36	12.98
Reduced Rate (Child/Student)	1.90	2.00	1.90	2.00	1.90	2.00
Reduced Rate (Adult/Senior)	3.81	4.00	3.81	4.00	3.81	4.00

Oceanside Place Additional Admission categories:

Family w/ Skate Rental	15.61	16.39	16.08	16.88	16.56	17.39
Child / Student Skate Rental	1.44	1.51	1.48	1.56	1.53	1.60
Adult / Senior Skate Rental	2.86	3.00	2.95	3.09	3.03	3.19
Skate Sharpening (price incl. PST)	5.28	5.91	5.44	6.09	5.60	6.27
Membership Card Replacement Fee	5.52	5.80	5.69	5.97	5.86	6.15

ACTIVE LIVING CARDS

Category	2016/17 Base Rate	2016/17 inc. 5% GST	2017/18 Base Rate	2017/18 inc. 5% GST	2018/19 Base Rate	2018/19 inc. 5% GST
3 Month - Regular admission x twice wkly x 13 wks						
Child (4-12)	78.33	82.25	80.60	84.63	82.94	87.09
Student (13-18 or Valid Student Card)	104.54	109.77	107.64	113.02	110.76	116.30
Adult (19-59)	149.23	156.69	153.66	161.34	158.34	166.26
Senior (60-79)	116.68	122.51	120.12	126.13	123.76	129.95
Family	302.87	318.01	312.00	327.60	321.36	337.43

6 Month - Three month fee x 1.8

Child (4-12)	141.01	148.06	145.08	152.33	149.29	156.75
Student (13-18 or Valid Student Card)	188.17	197.58	193.75	203.44	199.37	209.34
Adult (19-59)	268.61	282.04	276.59	290.42	285.01	299.26
Senior (60-79)	210.02	220.52	216.22	227.03	222.77	233.91
Family	545.16	572.42	561.60	589.68	578.45	607.37

12 Month - Six month fee x 1.5

Child (4-12)	211.50	222.08	217.62	228.50	223.94	235.14
Student (13-18 or Valid Student Card)	282.26	296.37	290.63	305.16	299.06	314.01
Adult (19-59)	402.91	423.06	414.89	435.63	427.52	448.90
Senior (60-79)	315.03	330.78	324.33	340.55	334.16	350.87
Family	817.73	858.62	894.40	884.52	867.68	911.06

10X Active Passes Regular admission (x 9 +10) x10 for base rate.

Child (4-12)	27.10	28.46	27.90	29.30	28.71	30.15
Student (13-18 or Valid Student Card)	36.20	38.01	37.26	39.12	38.34	40.26
Adult (19-59)	51.70	54.29	53.19	55.85	54.81	57.55
Senior (60-79)	40.40	42.42	41.58	43.66	42.84	44.98
Family	104.80	110.04	108.00	113.40	111.24	116.80

Commercial

Main Pool	213.75	224.44	220.16	231.17	226.77	238.11
Whirl-Leisure Pool	106.89	112.23	110.10	115.60	113.40	119.07
Per Lane	33.92	35.62	34.94	36.68	35.99	37.79
Pool All	343.10	360.26	353.39	371.06	363.99	382.19

Guards

Additional Guard per 1 hour session	40.49	42.51	41.70	43.79	42.96	45.10
-------------------------------------	-------	-------	-------	-------	-------	-------

Private Swim Instruction
Individual

Up to 4 lessons @ 30 minutes each	27.18	28.54	28.00	29.40	28.84	30.28
5 or more Lessons @ 30 minutes each	24.82	26.06	25.56	26.84	26.33	27.65

Group (up to max. 4 people)

Up to 4 lessons @ 30 minutes each - 2 person charge	39.41	41.38	40.59	42.62	41.81	43.90
additional person charge	13.76	14.45	14.17	14.88	14.60	15.33

Physiotherapy Rates per client

Private Plan (BC MSP or direct payment)	8.87	9.31	9.14	9.59	9.41	9.88
Group Plan (ICBC, WCB, RCMP, etc.)	11.33	11.90	11.67	12.25	12.02	12.62